



# Quakertown Community School District

Staff Back-to-School Survey  
Fall 2020-21



Report created by  
Panorama Education



## Summary

Topic Description	Results
<b>Learning Model</b>	<b>37%</b>
<b>School Public Health Measures</b>	<b>57%</b>
<b>Staff Professional Needs</b>	<b>45%</b>
<b>Staff Relationships</b>	<b>33%</b>
<b>Staff-School Communication</b>	<b>63%</b>
<b>Student Needs</b>	<b>47%</b>

69 responses



# Learning Model

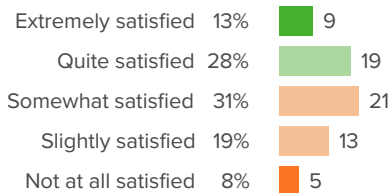
Your average

# 37%

69 responses

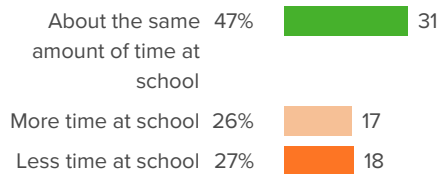
## How did people respond?

### Q.1: How satisfied are you with the current learning model at your school?



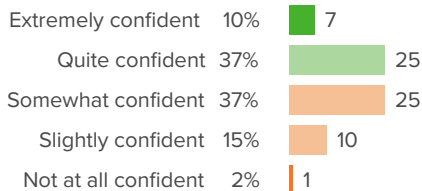
Favorable: **42%**

### Q.2: Do you think students should spend less or more time learning in person at school right now?



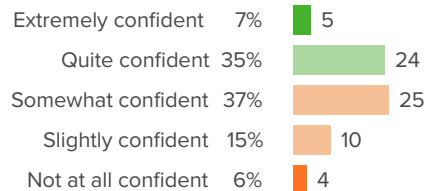
Favorable: **47%**

### Q.3: How confident are you that teachers can provide effective instruction in the current learning model?



Favorable: **47%**

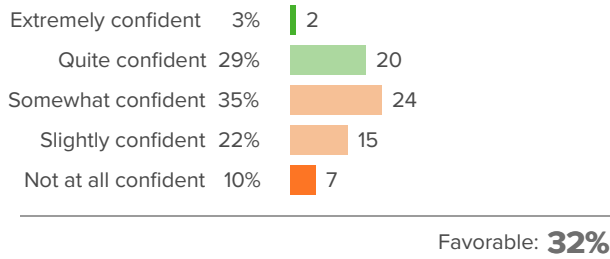
### Q.4: How confident are you that teachers can motivate students to learn in the current model?



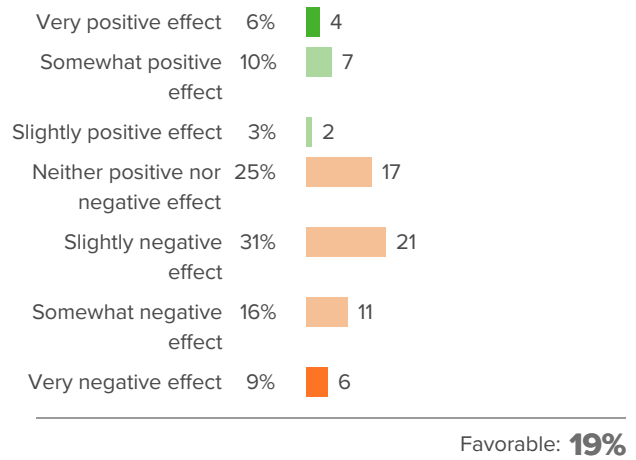
Favorable: **43%**



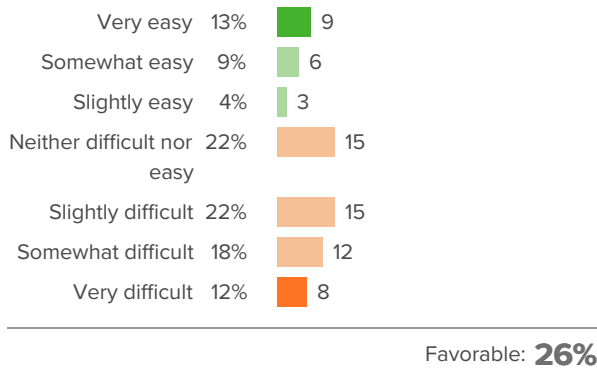
**Q.5: How confident are you that teachers can help students who need the most academic support in the current learning model?**



**Q.6: What kind of effect is the current learning model having on your social-emotional well-being?**



**Q.7: How difficult or easy is it to support other people in your life (family, friends, loved ones, etc.) with the current learning model?**





# School Public Health Measures

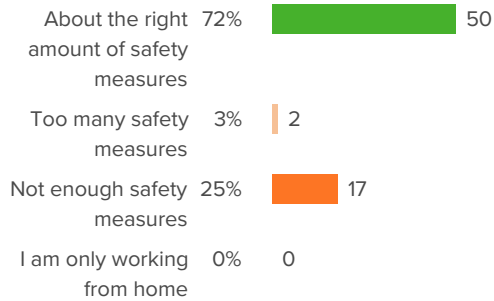
Your average

# 57%

69 responses

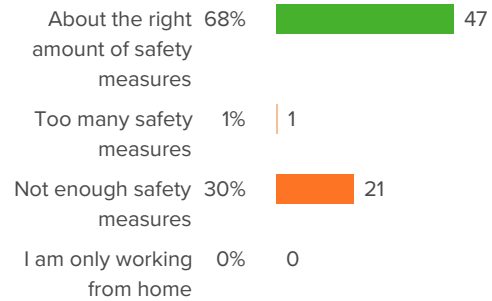
## How did people respond?

### Q.1: How would you describe the level of COVID-related safety measures and protocols in your building to keep students healthy?



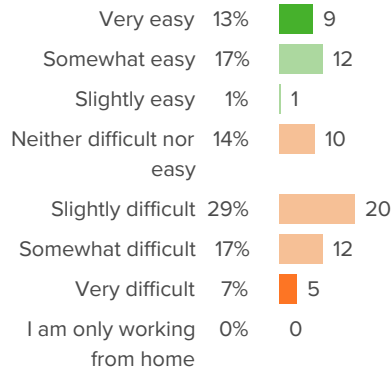
Favorable: **72%**

### Q.2: How would you describe the level of COVID-related safety measures and protocols in your building to keep staff healthy?



Favorable: **68%**

### Q.3: How difficult or easy has it been for you to implement the COVID-related safety measures and protocols in your building?



Favorable: **32%**



# Staff Professional Needs

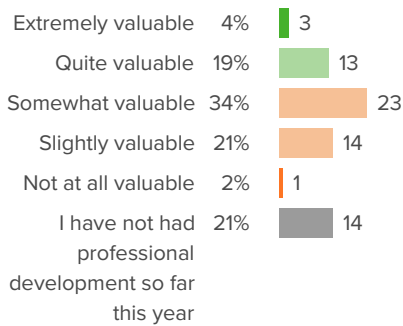
Your average

# 45%

69 responses

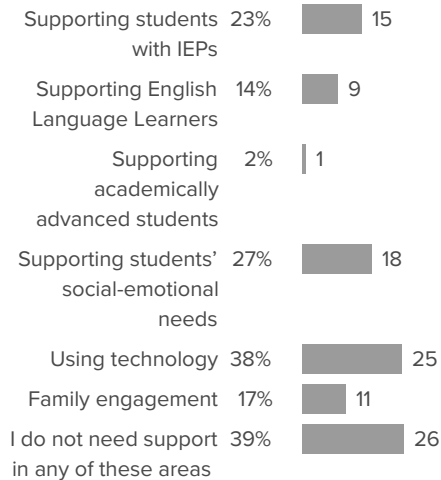
## How did people respond?

### Q.1: How valuable has professional development been so far this year?

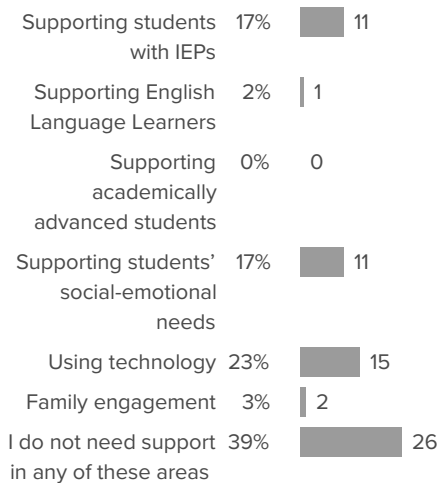


Favorable: **30%**

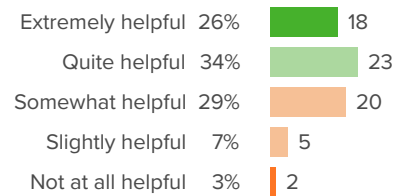
### Q.2: So far this year, do you need additional support in any of the following areas? [Select all that apply]



### Q.3: Which area do you need the most support in right now?



### Q.4: How helpful has leadership at your school been in resolving challenges so far this year?



Favorable: **60%**



# Staff Relationships

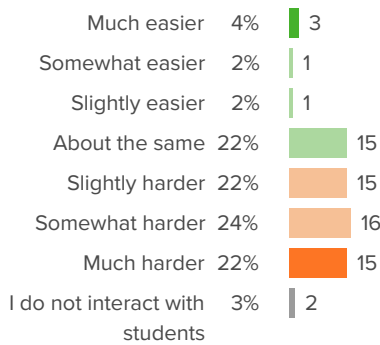
Your average

# 33%

69 responses

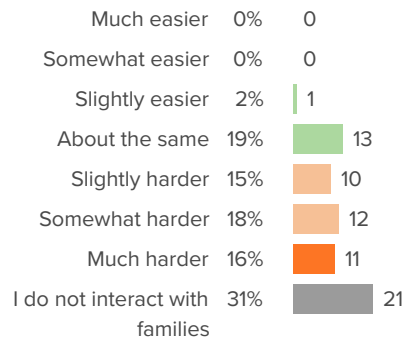
## How did people respond?

### Q.1: Compared to past years, how much harder or easier is it to form relationships with your students right now?



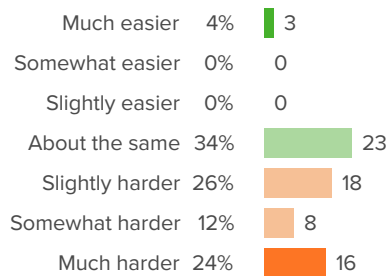
Favorable: **30%**

### Q.2: Compared to past years, how much harder or easier is it to connect with families right now?



Favorable: **30%**

### Q.3: Compared to past years, how much harder or easier is it to form relationships with your colleagues right now?



Favorable: **38%**



# Staff-School Communication

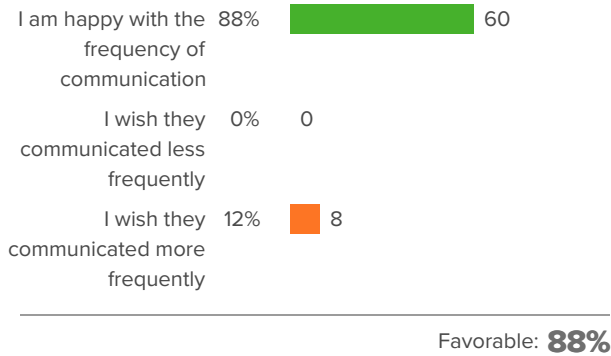
Your average

# 63%

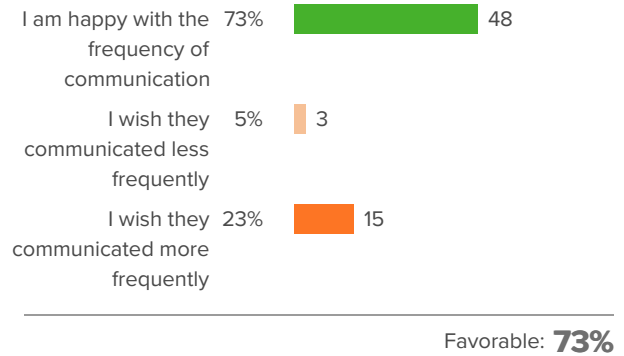
69 responses

## How did people respond?

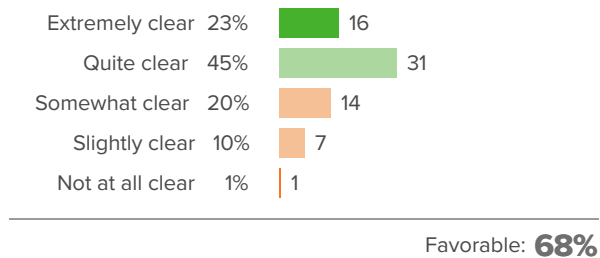
### Q.1: How satisfied are you with the frequency of communication from school leadership?



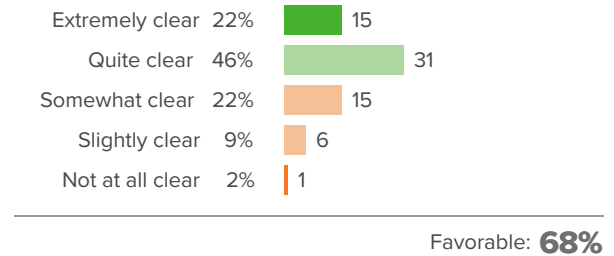
### Q.2: How satisfied are you with the frequency of communication from district leadership?



### Q.3: How clear has communication from school leadership been on COVID-related safety measures and protocols?



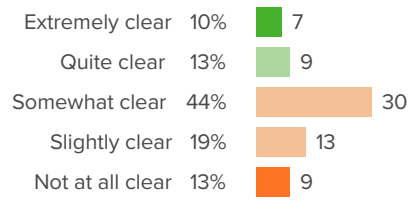
### Q.4: How clear has communication from school leadership been about the school's learning model?





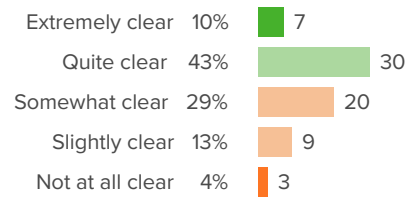


**Q.5: How clear is the process for requesting medical leave time from work?**



Favorable: **24%**

**Q.6: How clear is the process for notifying the school about concerns with a student's health or well-being?**



Favorable: **54%**



## Student Needs

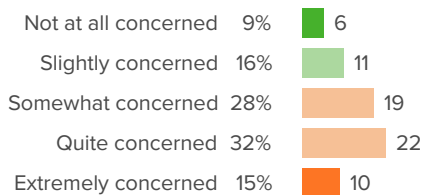
Your average

**47%**

69 responses

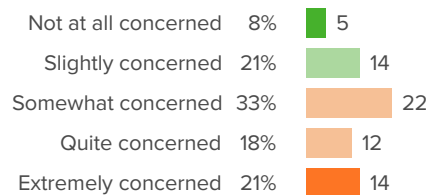
### How did people respond?

#### Q.1: How concerned are you about students' academic growth right now?



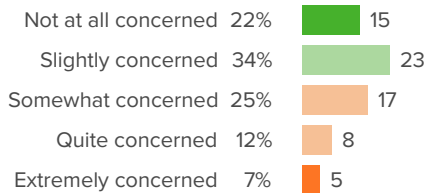
Favorable: **25%**

#### Q.2: How concerned are you about students' social-emotional well-being right now?




Favorable: **28%**

#### Q.3: How concerned are you about students' behavior right now?



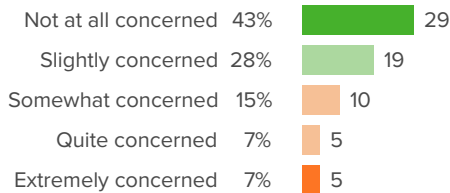
Favorable: **56%**

#### Q.4: How concerned are you about students' peer relationships right now?



Favorable: **57%**

#### Q.5: How concerned are you about students' relationships with adults at school right now?



Favorable: **71%**